

# 1. FASİKÜL

## OKUMA YAZMA

### ÖĞRENİYORUM



+ % =



[www.sonerhoca.net](http://www.sonerhoca.net)











ADI : .....

SOYADI : .....

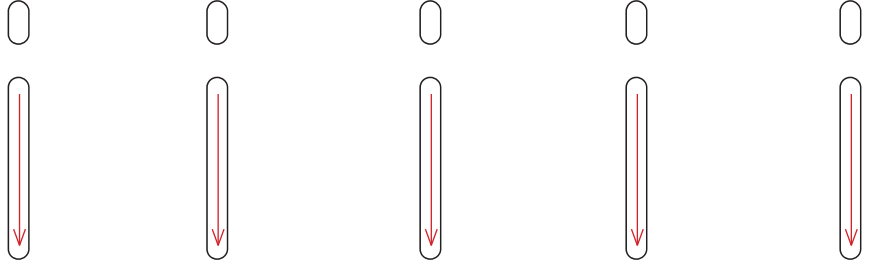
# "i i" harfini tanıma

→ Aşağıdaki varlıkların isimlerini söyleyelim. İsminde "i" sesi olanların kutusunu işaretleyelim.



# “i i” harfini yazma

↪ Aşağıdaki sesleri ok yönünde sırasıyla yazalım.



Tracing practice line for the letter 'i' with a pink border and blue lines. The line contains 15 small vertical lines with a red arrow pointing downwards, indicating the stroke direction.

Tracing practice line for the letter 'i' with a pink border and blue lines. The line contains 15 small vertical lines with a red arrow pointing downwards, indicating the stroke direction.

Tracing practice line for the letter 'i' with a pink border and blue lines. The line contains 15 small vertical lines with a red arrow pointing downwards, indicating the stroke direction.

Tracing practice line for the letter 'i' with a pink border and blue lines. The line contains 15 small vertical lines with a red arrow pointing downwards, indicating the stroke direction.


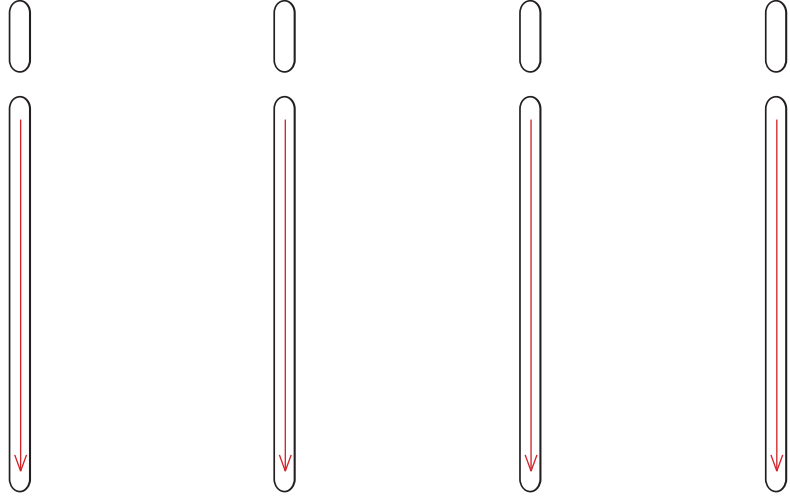
Tracing practice line for the letter 'i' with a pink border and blue lines. The line contains 15 small vertical lines with a red arrow pointing downwards, indicating the stroke direction.

Tracing practice line for the letter 'i' with a pink border and blue lines. The line contains 15 small vertical lines with a red arrow pointing downwards, indicating the stroke direction.

Tracing practice line for the letter 'i' with a pink border and blue lines. The line contains 15 small vertical lines with a red arrow pointing downwards, indicating the stroke direction.

Tracing practice line for the letter 'i' with a pink border and blue lines. The line contains 15 small vertical lines with a red arrow pointing downwards, indicating the stroke direction.

# “i i” harfini yazma



# “i i” harfini yazma




Handwriting practice line for the letter 'i'.

Handwriting practice line for the letter 'i'.

Handwriting practice line for the letter 'i'.

Handwriting practice line for the letter 'i'.

Handwriting practice line for the letter 'i'.



Handwriting practice line for the letter 'i'.

Handwriting practice line for the letter 'i'.

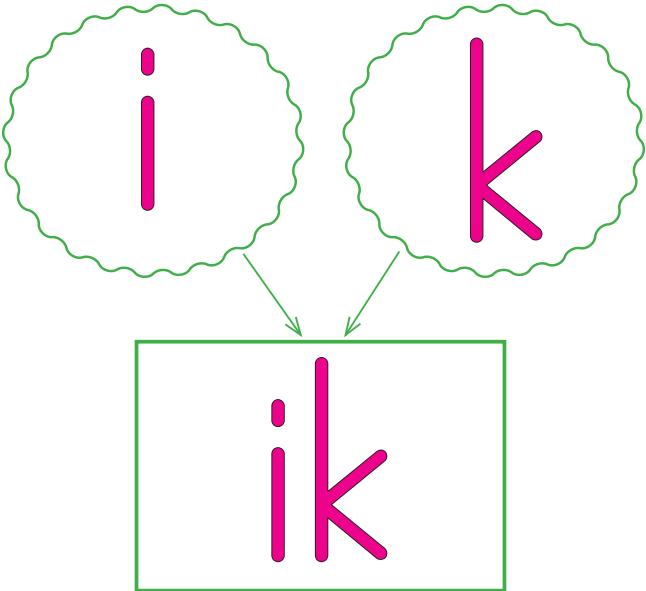
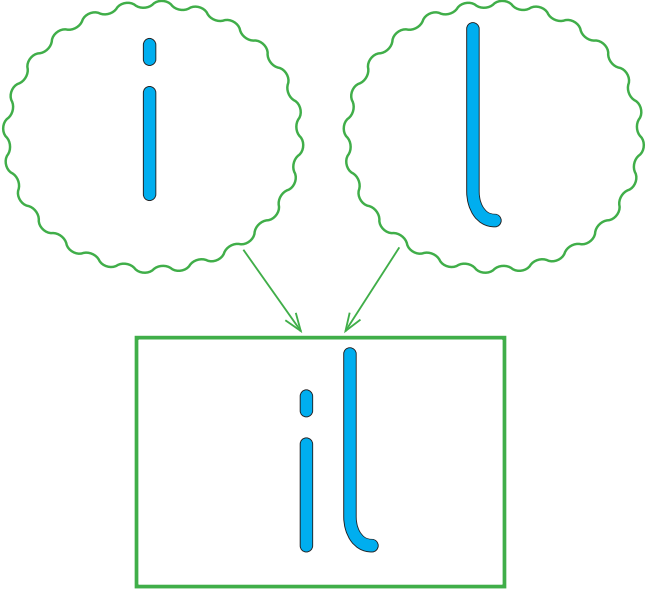
Handwriting practice line for the letter 'i'.

Handwriting practice line for the letter 'i'.

Handwriting practice line for the letter 'i'.

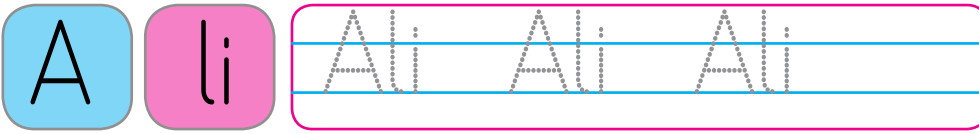

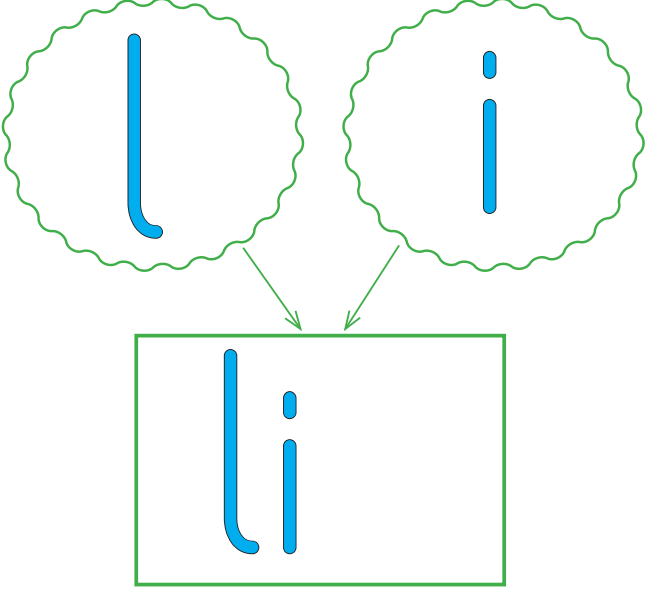
# Sesleri Birleřtirme

→ Ařađıda oluřturulan heceleri okuyalım, yazalım.




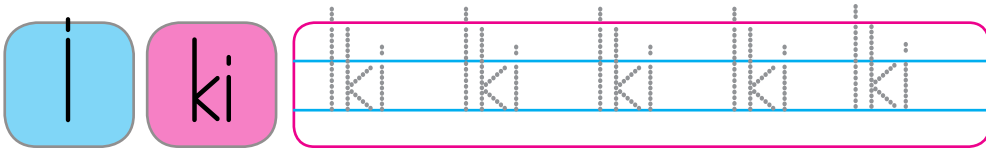

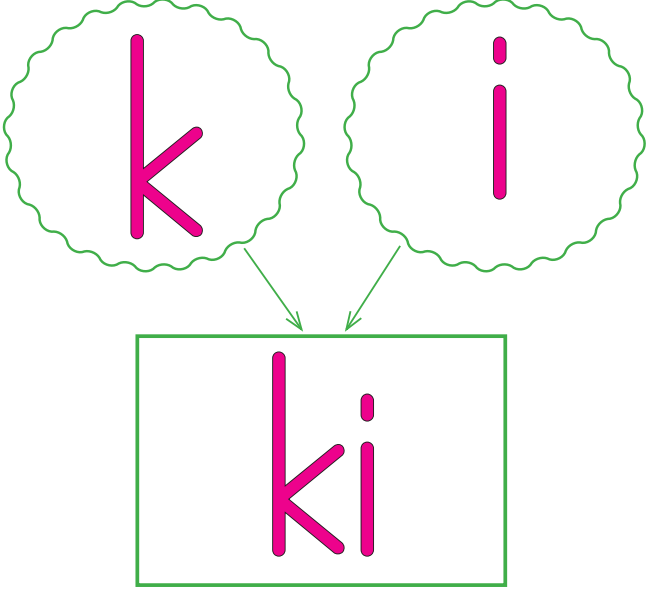
# Sesleri Birleřtirme

→ Ařađıda oluřturulan heceleri okuyalım, yazalım.



# Sesleri Birleřtirme

→ Ařađıda oluřturulan heceleri okuyalım, yazalım.





# Hece Oluřturma

↪ Ařađıda oluřturulan heceleri okuyalım, yazalım.

ki

l

kil kil kil kil kil kil

Blank handwriting practice line for the syllable 'kil'.

Blank handwriting practice line for the syllable 'kil'.

ki

k

kik kik kik kik kik kik

Blank handwriting practice line for the syllable 'kik'.

Blank handwriting practice line for the syllable 'kik'.

li

l

lil lil lil lil lil lil

Blank handwriting practice line for the syllable 'lil'.

Blank handwriting practice line for the syllable 'lil'.

# Hece Oluřturma

↪ Ařađıda oluřturulan heceleri okuyalım, yazalım.

li k lik lik lik lik lik lik

Blank handwriting practice line for the word 'lik'.

Blank handwriting practice line for the word 'lik'.

Blank handwriting practice line for the word 'lik'.

il k ilk ilk ilk ilk ilk ilk

Blank handwriting practice line for the word 'ilk'.

Blank handwriting practice line for the word 'ilk'.

Blank handwriting practice line for the word 'ilk'.

# Hece Yazma

→ Aşağıda oluşturulan heceleri okuyalım, yazalım.

ki l  
kil

ki k  
kik

li k  
lik

li l  
lil

il k  
ilk

i le  
ile

e li  
eli

e ki  
eki

i li  
ili

el li  
elli

ek li  
ekli

il ke  
ilke

A li  
Ali

il le  
ille

il la  
illa

kil li  
killi

# Metin Okuma

→ Aşağıdaki metni okuyalım.

Elli

Ela elli lale al.

İlke lale ek

Ali keke  ekle

İlke iki kekik al

Ali keklik elle

Lale  ilikle

İlke Ali ile kek al.

Ela lila lale ek.



# Metin Okuma, Yazma

→ Aşağıdaki metni okuyalım. Karşısındaki boş alana yazalım.

Ali keke  ekle.



İlke iki kek al.

Ela keki elle.

İlke iki  al.



Ela ile İlke ikili.

Ali ile Late aile.

İlke elekte  ele.



Late kektik al.

Ali kekik ek.

# Okuma Metinleri

→ Aşağıdaki metinleri okuyalım.

## KEKLİK

Ali keklik elle.  
Elle Ali elle.  
İlke keklik elle.  
Elle İlke elle.  
Ali ile İlke elle.



## ALİ

Ali iki kek al.  
İlke keke 🍞 ekle.  
Ali keke 🥚 ekle.  
Ekle İlke ekle.  
Ekle Ali ekle.



# Okuma Metinleri

→ Aşağıdaki metinleri okuyalım.

## ALİ İLE İLKE

Ali elli kelek al.  
İlke ile Ela el ele.  
İlke elek lekeli.  
Ali İlke ile kal.  
İlke ile kek al.



## AİLE

Ali kel keklük elle.  
Elli lale ek.  
İlke keki elle.  
İlke iki lale ek.  
Ali ile İlke aile.



# Eşleştirme

↪ Görsellerle kelimeleri eşleştirelim.

El


Keklik

Ali

Elek

Lekeli

İki





# Sözcük Arama

→ Aşağıdaki kelimeleri bulmacada bulalım. Bulduğumuz kelimelerin yanındaki kutucuğa işaret koyalım.

iki

ille

illa

Ali

İlke

kekik

elli

kil

keklik

a	k	l	e	i	l	l	e	e
l	l	i	i	l	a	k	k	a
k	a	a	e	i	i	l	l	a
a	a	i	k	i	a	e	i	a
e	e	l	k	e	k	l	i	k
i	k	e	k	i	k	a	a	k
a	i	e	l	e	l	l	i	a
k	i	l	a	a	e	i	l	a

# Hızlı Okuma

→ Aşağıdaki metinleri 5 defa okuyalım.

Ali

Ali al.

Ali kek al.

Ali iki kek al.

Ali kekikli iki kek al.



Ela

Ela al.

Ela nane al.

Ela iki nane al.

Ela annene iki nane al.



Ali

Ali ek.

Ali lale ek.


Ali iki lale ek.

Ali elinle iki lale ek.





# Dikkat Etkinlikleri

→ Aşağıdaki okul servisini okula ulaştıralım.



→ Şempanze Koko çok acıkmış, onu çok sevdiği muzlara ulaştıralım.




# Dikkat Etkinlikleri

↪ Aşağıdaki boşluklara meyvelere ait olan ses veya heceleri yazalım ve okuyalım.



il



kik



li




le



el



kek



ke



ki



Blank writing area for the first activity.



Blank writing area for the second activity.



Blank writing area for the third activity.



Blank writing area for the fourth activity.



Blank writing area for the fifth activity.



Blank writing area for the sixth activity.